

ole



April 16, 2014

Bombay Stock Exchange Limited
Corporate Relationship Department
P. J. Towers, Dalal Street,
Mumbai - 400 001.

CIN: L24230MH1958PLC011078

Dear Sirs,

Please find enclosed herewith Quarterly Shareholding Pattern as on 31.03.2014 as per revised Clause 35 of the Listing Agreement.

We hope you will find the same in order.

Kindly acknowledge receipt of the same.

Thanking you,

Yours faithfully,
For **Kopran Limited**

Abhinav Mathur
Company Secretary

Encl : As above.



KOPRAN LTD.: Parijat House, 1076, Dr. E. Moses Road, Worli, Mumbai - 400 018. P. B. No. 9917, Tel.: (022) 4366 1111
Fax : (022) 2495 0363 Website: www.kopran.com

Works : Village Saroli, Taluka: Khalapur District : Rajgad - 410 202 - Tel. : (02192) 274500 / 335 / 337 • Fax : (02192) 274025.

(a) Statement showing Shareholding Pattern

Name of the Company		KOPRAN LIMITED	
Scrip Code, Name of the scrip, Class of Security :		524280	
Quarter ended		31.03.2014	
Partly paid-up shares			
	No. of partly paid-up shares	As a % of total no. of partly paid-up shares	As a % of total no. of shares of the company
Held by promoter/promoters group	0	0.00	0.00
Held by public	3126	100.00	0.01
Total-D	3126	100.00	0.01
Outstanding convertible securities			
	No. of outstanding securities	As a % of total No. of outstanding convertible securities	As a % of total no. of shares of the company, assuming full onversion of the convertible securities
Held by promoter/promoter group	0	0.00	0.00
Held by public	0	0.00	0.00
Total-E	0	0.00	0.00
Warrants			
	No. of Warrants	As a % of total no. of Warrants	As a % of total no. of shares of the company, assuming full conversion of warrants
Held by promoter/promoter	0	0.00	0.00
Held by public	0	0.00	0.00
Total-F	0	0.00	0.00
Total paid-up capital of the company assuming full conversion of warrants and convertible securities (Grand Total (A+B+C)+(D+E+F))	39052602		100



Statement Showing Shareholding Pattern								
Category code	Category of shareholder	Number of shareholders	Table I(a)		Total shareholding as percentage of total number of shares		Shares pledged or otherwise encumbered	
			Total number of shares	Number of shares held in dematerialized form	As a percentage of (A+B) ¹	As a percentage of (A+B+C)	Number of shares	As a percentage
(I)	(II)	(III)	(IV)	(V)	(VI)	(VII)	(VIII)	(IX) = (VIII)/(IV)* 100
(A)	Shareholding of Promoter and Promoter Group²							
(1)	Indian							
(a)	Individuals/Hindu Undivided Family	21	5522700	5522700	14.14	14.14	0	0.00
(b)	Central Government/State Government(s)	0	0	0	0.00	0.00	0	0.00
(c)	Bodies Corporate	11	9773313	9773313	25.03	25.03	3352500	34.30
(d)	Financial Institutions/Banks	0	0	0	0	0	0	0.00
(e)	Any Other (Specify)	0	0	0	0	0	0	0.00
	Sub Total(A)(1)	32	15296013	15296013	39.17	39.17	3352500	21.92
(2)	Foreign							
(a)	Individuals (Non-Resident Individuals/Foreign Individuals)	0	0	0	0.00	0.00	0	0.00
(b)	Bodies Corporate	0	0	0	0.00	0.00	0	0.00
(c)	Institutions	0	0	0	0.00	0.00	0	0.00
(d)	Any Other (Specify)	0	0	0	0.00	0.00	0	0.00
	Sub-Total (A)(2)	0	0	0	0.00	0.00	0	0.00
	Total Shareholding of Promoter and Promoter Group (A)=(A)(1)+(A)(2)	32	15296013	15296013	39.17	39.17	3352500	21.92
(B)	Public shareholding³							
(1)	Institutions							
(a)	Mutual Funds/UTI	3	500	0	0.00	0.00	0	0.00
(b)	Financial Institutions/Banks	9	1039893	1039593	2.66	2.66	0	0.00
(c)	Central Government/State Government(s)	0	0	0	0.00	0.00	0	0.00
(d)	Venture Capital Funds	0	0	0	0.00	0.00	0	0.00
(e)	Insurance Companies	0	0	0	0.00	0.00	0	0.00
(f)	Foreign Institutional Investors	3	300	0	0.00	0.00	0	0.00
(g)	Foreign Venture Capital Investors	0	0	0	0.00	0.00	0	0.00
(h)	Any Other (specify)	0	0	0	0.00	0.00	0	0.00
	Sub-Total (B)(1)	15	1040693	1039593	2.66	2.66	0	0.00
(2)	Non-institutions							
(a)	Bodies Corporate	533	3393400	3373599	8.69	8.69	0	0.00
(b)	Individuals -							
	I) Individual shareholders holding nominal share capital up to Rs. 1 lakh.	25470	11329183	11001331	29.01	29.01	0	0.00
	II) Individual shareholders holding nominal share capital in excess of Rs. 1 lakh.	171	7147307	7147307	18.30	18.30	0	0.00
(c)	Any Other (specify)							
(i)	NRIs	132	585504	585354	1.50	1.50	0	0.00
(ii)	Clearing Members	83	252876	252876	0.65	0.65	0	0.00
(iii)	Trust	2	4500	4500	0.01	0.01	0	0.00
	Sub Total (B) (2)	26391	22712770	22364967	58.17	58.17	0	0.00
	Total Public Shareholding (B)=(B)(1)+(B)(2)	26406	23753463	23404560	60.83	60.83	0	0.00
	TOTAL (A)+(B)	26438	39049476	38700573	100.00	100.00	3352500	8.59
(C)	Shares held by Custodians and against which Depository Receipts have been issued							
(1)	Promoter and Promoter Group	0	0	0	0.00	0.00	0	0.00
(2)	Public							
	GRAND TOTAL (A)+(B)+(C)	26438	39049476	38700573	100.00	100.00	3352500	8.59



(1) (b) Statement showing shareholding of presons belonging to the category "Promoter and Promoter Group"

Sr. No.	Name of the shareholder	Total shares held		Shares pledged or otherwise encumbered		
		Number	grand total (A)+(B)+(C)	Number	As a percentage	As a % of grand total (A)+(B)+(C) of sub-clause (1) (a)
(I)	(II)	(III)	(IV)	(V)	(VI)=(V)/(III)*100	(VII)
1	NUPUR SOMANI	270000	0.69	0	0.00	0.00
2	SHANTANU SOMANI	116900	0.30	0	0.00	0.00
3	ADARSH SOMANI	181250	0.46	0	0.00	0.00
4	SURENDRA SOMANI	316075	0.81	0	0.00	0.00
5	ANUSHREE SOMANI	9000	0.02	0	0.00	0.00
6	VARUN SOMANI	272500	0.70	0	0.00	0.00
7	MRIDULA SOMANI	228900	0.59	0	0.00	0.00
8	SUHRID SOMANI	93300	0.24	0	0.00	0.00
9	VRINDA SOMANI	9000	0.02	0	0.00	0.00
10	JAYA SOMANI	258500	0.66	0	0.00	0.00
11	RAJENDRA SOMANI (HUF)	1764750	4.52	0	0.00	0.00
12	RAJENDRA SOMANI	270500	0.69	0	0.00	0.00
13	SOMANI KUMKUM	35635	0.09	0	0.00	0.00
14	RAJENDRA SOMANI	289000	0.74	0	0.00	0.00
15	SURENDRA SOMANI	187000	0.48	0	0.00	0.00
16	VANDANA SOMANI	325200	0.83	0	0.00	0.00
17	SUSHEEL G. SOMANI	272000	0.70	0	0.00	0.00
18	SUSHEEL SOMANI	599900	1.54	0	0.00	0.00
19	SARLA SEVENTILAL PAREKH	6290	0.02	0	0.00	0.00
20	RENUKA VINUBHAI BHANSALI	8500	0.02	0	0.00	0.00
21	PRAVINA RAMESHCHANDRA VIRVADIA	8500	0.02	0	0.00	0.00
22	SVARAJ TRADING & AGENCIES LTD.	52500	0.13	52500	100.00	0.13
23	SARVAMANGAL MERCANTILE CO. LTD.	2902951	7.43	0	0.00	0.00
24	PARIJAT SHIPPING AND FINALE LTD	385209	0.99	0	0.00	0.00
25	MORGANITE TRADING COMPANY LIMITED	161150	0.41	0	0.00	0.00
26	UNI RECYCLERS PRIVATE LIMITED	265395	0.68	0	0.00	0.00
27	PRACTICAL FINANCIAL SERVICES PVT.LTD.	96900	0.25	0	0.00	0.00
28	G.CLARIDGE & COMPANY LIMITED	342500	0.88	0	0.00	0.00
29	RIDHI SIDHI EQUIFIN PVT.LTD.	3950	0.01	0	0.00	0.00
30	ORICON PROPERTIES PVT.LTD.	1761758	4.51	0	0.00	0.00
31	DEBONAIR PUBLICATION PVT.LTD.	1000	0.00	0	0.00	0.00
32	PANORAMA FINVEST PVT.LTD.	3800000	9.73	3300000	86.84	8.45
	TOTAL	15296013	39.17	3352500	21.92	8.58



(I)(c)(i)	Statement showing Shareholding of person belonging to the category "Public" and holding more than 1% of the total number of shares		
Sr. No.	Name of the shareholder	Number of shares	Shares as a percentage of total number of shares (i.e. Grand Total (A)+(B)+(C) indicated in Statement at para (I)(a) above)
1	JUGAL KISHORE MAHESHWARI	559228	1.43
2	LIFE INSURANCE CORPORATION OF INDIA	400000	1.03
3	VARSHA SOMANI	399800	1.02
	TOTAL	1359028	3.48




urities)
of sha


d num
in Stat

0.00

0.00




(1)(c)(ii)	Statement showing holding of securities (including shares, warrants, convertible securities) of persons (together with PAC) belonging to the category "Public" holding more than 5% of the total number of shares of the company		
Sl.No.	Name of the shareholder	Number of shares	Shares as a percentage of total number of shares (i.e. Grand Total (A)+(B)+(C) indicated in Statement at para (I)(a) above)
1		0	0.00
	TOTAL	0	0.00



(l)(d)	Statement showing details of locked-in shares			
Sr.No.	Name of the shareholder	Category of Shareholders (Promoters/Public)	Number of locked-in shares	Locked-in shares as a percentage of total number of shares (i.e., Grand Total (A)+(B)+(C) indicated in Statement at para (l)(a) above)
1			0	0.00
	TOTAL		0	0.00



(II) (a) Statement showing details of Depository Receipts (DRs)				
Sr. No.	Type of outstanding DR (ADRs, GDRs, SDRs, etc.)	Number of outstanding DRs	Number of shares underlying outstanding DRs	Shares underlying outstanding DRs as a percentage of total number of shares{i.e., Grand Total (A)+(B)+(C) indicated in Statement at para (I)(a) above}
1				0.00
2				0.00
3				0.00
4				0.00
5				0.00
6				0.00
7				0.00
8				0.00
9				0.00
10				0.00
11				0.00
12				0.00
13	TOTAL	0	0	0.00



(II)(b)	Statement showing holding of Depository Receipts (DRs), where underlying shares held by 'promoter/promoter group' are in excess of 1% of the total number of shares.		
Sr. No.	Name of the DR Holder Type of outstanding DR (ADRs, GDRs, SDRs, etc.)	Number of shares underlying outstanding DRs	Shares underlying outstanding DRs as a percentage of total number of shares (i.e., Grand Total (A)+(B)+(C) indicated in Statement at para (I)(a) above)
1			0.00
2			0.00
3			0.00
4			0.00
5			0.00
6			0.00
7			0.00
8			0.00
9			0.00
10			0.00
11			0.00
12			0.00
13	TOTAL	0	0.00



III(a) Statement showing the voting pattern of shareholders, if more than one class of shares/securities is issued by the issuer.

Category	Category of shareholder	Number of Voting Rights held in each class of securities			Total Voting Rights (III+IV+V)	Total Voting rights i.e. (VI)	
		Class X	Class Y	Class Z		As a percentage of (A+B)	As a percentage of (A+B+C)
(I)	(II)	(III)	(IV)	(V)	(VI)	(VII)	(VIII)
(A)	Promoter and Promoter Group						
(1)	Indian						
(a)	Individuals/Hindu Undivided Family	5522700			5522700	14.14	14.14
(b)	Central Government State Government(s)	0					
(c)	Bodies Corporate	9773313			9773313	25.03	25.03
(d)	Financial Institutions/Banks						
(e)	Any Other (Specify)						
	Sub Total(A)(1)	15296013			15296013	39.17	39.17
(2)	Foreign						
(a)	Individuals (Non-Resident Individuals/ Foreign Individuals)						
(b)	Bodies Corporate						
(c)	Institutions						
(d)	Any Other (Specify)						
	Sub-Total (A)(2)	0					
	Total holdings of Promoter and Promoter Group (A)=(A)(1)+(A)(2)	15296013			15296013	39.17	39.17
(B)	Public shareholding						
(1)	Institutions						
(a)	Mutual Funds/UTI	500			500	0.00	0.00
(b)	Financial Institutions/Banks	1039893			1039893	2.66	2.66
(c)	Central Government/State Government(s)	0			0	0.00	0.00
(d)	Venture Capital Funds						
(e)	Insurance Companies						
(f)	Foreign Institutional Investors	300			300	0.00	0.00
(g)	Foreign Venture Capital Investors						
(h)	Any Other (specify)						
	Sub-Total (B)(1)	1040693			1040693	2.66	2.66



(2)	Non-institutions						
(a)	Bodies Corporate	3393400			3393400	8.69	8.69
(b)	Individuals -						
I)	Individual shareholders holding nominal share capital up to Rs. 1 lakh.	11329183			11329183	29.01	29.01
II)	Individual shareholders holding nominal share capital in excess of Rs. 1 lakh.	7147307			7147307	18.30	18.30
(c)	Any Other (specify)						
	Clearing Member	252876			252876	0.65	0.65
	Trusts	4500			4500	0.01	0.01
	Non Resident Indians	585504			585504	1.50	1.50
	Overseas Bodies Corporate	0			0	0	0
	Sub Total (B) (2)	22712770			22712770	58.17	58.17
	Total Public Shareholding (B)= (B)(1)+(B)(2)	23753463			23753463	60.83	60.83
	TOTAL (A)+(B)	39049476			39049476	100.00	100.00
(C)	Shares held by Custodians and against which Depository Receipts have been issued	0			0.00	0	0
	GRAND TOTAL (A)+(B)+(C)	39049476			39049476	100.00	100.00

