

Form No. MGT-9

Extract of annual return as on the financial
year ended on 31.03.2014

[Pursuant to section 92(3) of the Companies Act, 2013 and rule 12(1) of the
Companies (Management and Administration) Rules, 2014]

REGISTRATION AND OTHER DETAILS:

i)	CIN	L24230MH1958PLC011078
ii)	Registration Date	26 th April, 1958
iii)	Name of the Company	Kopran Limited
iv)	Category / Sub-Category of the Company	Public Company, limited by shares
v)	Address of the registered office and contact details	Parijat House, 1076, Dr. E Moses Road, Worli, Mumbai-400 018
vi)	Whether listed company	Yes
vii)	Name, Address and Contact details of Registrar and Transfer Agent, if any	Bigshare Services Pvt. Ltd CIN : U99999MH1994PTC076534 1st Floor, Bharat Tin Works Building, Opp. Vasant Oasis, Makwana Road, Marol, Andheri (East) Mumbai 400059 Tel No. : 022 62638200 Fax No. : 022 62638299

II. PRINCIPAL BUSINESS ACTIVITIES OF THE COMPANY

All the business activities contributing 10 % or more of the total turnover of the company shall be stated:-

Sl. No.	Name and Description of main products / services	NIC Code of the Product/ service	% to total turnover of the company
1	Formulations	21001	99.5%

III. PARTICULARS OF HOLDING, SUBSIDIARY AND ASSOCIATE COMPANIES -


Sr. No.	Name and address of the company	CIN/GLN	Holding/ Subsidiary/ Associate	% of shares held	Applicable Section
1.	Kopran Research Laboratories Ltd	U24230MH1986PLC040601	Subsidiary	99.50%	2(87)
2.	Kopran Lifesciences Ltd.	U74120MH2010PLC21112	Subsidiary	100%	2(87)
3.	Kopran (H.K.) Ltd.	Not Applicable	Subsidiary	100%	2(87)

IV. SHARE HOLDING PATTERN (Equity Share Capital Breakup as percentage of Total Equity)



i. **Category-wise Share Holding**

Category of Shareholders	No. of shares held at the beginning of the year				No. of shares held at the end of the year				% Change during the year
	Demat	Physical	Total	% of Total Shares	Demat	Physical	Total	% of Total shares	
A. Promoters									
(1) Indian									
a) Individual/HUF	5481410	0	5481410	12.67	5481410	0	5481410	12.67	0.00
b) Central/State Govt(s)	0	0	0	0.00	0	0	0	0.00	0.00
c) Bodies Corp.	13452793	0	13452793	31.10	13452793	0	13452793	31.10	0.00
d) Banks/ FI	0	0	0	0.00	0	0	0	0.00	0.00
e) Any Other....									
(i) Group Companies	0	0	0	0.00	0	0	0	0.00	0.00
(ii) Trusts	0	0	0	0.00	0	0	0	0.00	0.00
(iii) Directors Relatives	0	0	0	0.00	0	0	0	0.00	0.00
Sub-total (A)(1):-	18934203	0	18934203	43.78	18934203	0	18934203	43.78	0.00
(2) Foreign									
a) Bodies Corp.	0	0	0	0.00	0	0	0	0.00	0.00
b) Individuals	0	0	0	0.00	0	0	0	0.00	0.00
c) Institutions	0	0	0	0.00	0	0	0	0.00	0.00
d) Qualified Foreign Investor	0	0	0	0.00	0	0	0	0.00	0.00
e) Other Individuals	0	0	0	0.00	0	0	0	0.00	0.00
f) Any other....	0	0	0	0.00	0	0	0	0.00	0.00
Sub-total (A)(2):-	0	0	0	0.00	0	0	0	0.00	0.00
Total shareholding of promoter (A)=(A)(1)+(A)(2)	18934203	0	18934203	43.78	18934203	0	18934203	43.78	0.00



B. Public shareholding									
1. Institutions									
a) Central /State government(s)	0	0	0	0.00	0	0	0	0.00	0.00
b) Financial Institutions/Banks	1119041	300	1119341	2.59	1252723	300	1253023	2.90	0.31
c) Mutual Funds/UTI	0	500	500	0.00	0	500	500	0.00	0.00
d) Venture Capital Funds	0	0	0	0.00	0	0	0	0.00	0.00
e) Insurance Companies	0	0	0	0.00	0	0	0	0.00	0.00
f) FIs	0	300	300	0.00	0	300	300	0.00	0.00
g) Foreign Venture Capital Investor	0	0	0	0.00	0	0	0	0.00	0.00
h) Qualified Foreign Investor	0	0	0	0.00	0	0	0	0.00	0.00
i) Any Others (specify)	0	0	0	0.00	0	0	0	0.00	0.00
j) Foreign Portfolio Investor	0	0	0	0.00	0	0	0	0.00	0.00
k) Alternate Investment Fund	0	0	0	0.00	0	0	0	0.00	0.00
Sub-total (B) (1):-	1119041	1100	1120141	2.59	1252723	1100	1253823	2.90	0.31
2. Non-Institutions									
a) Bodies Corp.	2815896	19801	2835697	6.56	2548617	19801	2568418	5.94	(0.62)
b) Individual									
i) (Capital upto Rs. 1 lakh)	13448538	298129	13746667	31.78	13383316	285755	13669071	31.60	(0.18)
ii) Capital Greater Than of Rs. 1 lakh	5035245	0	5035245	11.64	5473162	0	5473162	12.65	1.01



c) Any Others (Specify)									
i)Trusts	4050	0	4050	0.01	4050	0	4050	0.01	0.00
ii) Clearing Member	381902	0	381902	0.88	236526	0	236526	0.55	(0.34)
iii) Non Resident Indians (NRI's)	1600	150	1750	0.00	22458	150	22608	0.05	0.05
iv) Non Resident Indians (REPAT)	520042	0	520042	1.20	474782	0	474782	1.10	(0.10)
v)Non Resident Indians (NON REPEAT)	646581	0	646581	1.49	587043	0	587043	1.36	(0.14)
(d)Qualified Foreign Investor	0	0	0	0.00	0	0	0	0.00	0.00
NBFCs registered with RBI	26324	0	26324	0.06	28916	0	28916	0.07	0.01
Sub-total (B)(2):-	22880178	318080	23198258	53.63	22758870	305706	23064576	53.33	(0.31)
Total Public Shareholding (B)=(B)(1)+(B)(2)	23999219	319180	24318399	56.22	24011593	306806	24318399	56.22	0.00
C. Shares held by custodian for GDRs & ADRs	0	0	0	0.00	0	0	0	0.00	0.00
Grand Total (A+B+C)	42933422	319180	43252602	100.00	42945796	306806	43252602	100.00	0.00





(ii) Shareholding of Promoters

Sr. no.	Shareholder's Name	Shareholding at the beginning of the year			Shareholding at the end of the year			
		No. of Shares	% of total shares of the company	% of Shares Pledged/ Encumbered to total shares	No. of shares	% of total shares of the company	% of shares Pledged/ encumbered to total shares	%Change in shareholding during the year
1	Rajendra Somani	2324250	5.37	0.0000	2324250	5.37	0.00	0.00
2	Susheel Somani	871900	2.02	0.0000	871900	2.02	0.00	0.00
3	Hridai Susheel Somani	116900	0.27	0.0000	116900	0.27	0.00	0.00
4	Mridula Somani	228900	0.53	0.0000	228900	0.53	0.00	0.00
5	Surendra Somani	503075	1.16	0.0000	503075	1.16	0.00	0.00
6	Jaya Somani	258500	0.60	0.0000	258500	0.60	0.00	0.00
7	Adarsh Somani	181250	0.42	0.0000	181250	0.42	0.00	0.00
8	Suhrid Somani	93300	0.22	0.0000	93300	0.22	0.00	0.00
9	Vandana Somani	325200	0.76	0.0000	325200	0.76	0.00	0.00
10	Nupur Somani	270000	0.62	0.0000	270000	0.62	0.00	0.00
11	Somani Kumkum	35635	0.08	0.0000	35635	0.08	0.00	0.00
12	Varun Somani	272500	0.63	0.0000	272500	0.63	0.00	0.00
13	Debonair Publication Pvt.Ltd.	1000	0.00	0.0000	1000	0.00	0.00	0.00
14	G.Claridge & Co.	342500	0.79	0.0000	342500	0.79	0.00	0.00
15	Oricon Enterprises Ltd	5961758	13.78	0.0000	5961758	13.78	0.00	0.00
16	Parijat Shipping and Finale Ltd.	385209	0.89	0.0000	385209	0.89	0.00	0.00
17	Kopran Lifestyle Ltd.	3950	0.01	0.0000	3950	0.01	0.00	0.00
18	Sarvamangal Mercantile Co. Ltd.	2902951	6.71	0.0000	2902951	6.71	0.00	0.00
19	Panorama Finvest pvt. Ltd.	3800000	8.79	0.0000	3800000	8.79	0.00	0.00
	Total	18934203	43.78	0.0000	18934203	43.78	0.00	0.00


(iii) Change in Promoter's Shareholding (please specify, if there is no change)

Sr. No.		Shareholding at the beginning of the year		Cumulative Shareholding during the year	
		No. of shares	% of total shares of the company	No. of shares	% of total shares of the company
	At the beginning of the year	18934203	43.78	18934203	43.78
	(DECREASE)/ INCREASE	NIL			
	At the End of the year	18934203	43.78	18934203	43.78




(iv) Shareholding Pattern of top ten Shareholders (other than Directors, Promoters and Holders of GDRs and ADRs):

TOP TEN NON PROMOTERS MOVEMENT							
Sr.No.	NAME	No. of Shares at the begining/ End of the year	Date	Increase /Decrease in share-holding	Reason	Number of Shares	Percentage of total shares of the company
		400,000	31-Mar-19	0	Transfer	400,000	0.92
2	SAMURAI SECURITIES PVT LTD. (TRADING)	211,139	31-Mar-18	0	Transfer	211,139	0.49
			6-Apr-18	10877	Transfer	222,016	0.51
			13-Apr-18	10956	Transfer	232,972	0.54
			4-May-18	-5500	Transfer	227,472	0.53
			15-Jun-18	3000	Transfer	230,472	0.53
			22-Jun-18	-3000	Transfer	227,472	0.53
			10-Aug-18	30000	Transfer	257,472	0.60
			17-Aug-18	12000	Transfer	269,472	0.62
			24-Aug-18	-30000	Transfer	239,472	0.55
			5-Oct-18	48079	Transfer	287,551	0.66
			26-Oct-18	-12000	Transfer	275,551	0.64
			16-Nov-18	115331	Transfer	390,882	0.90
			23-Nov-18	-48079	Transfer	342,803	0.79
			7-Dec-18	48000	Transfer	390,803	0.90
			18-Jan-19	5000	Transfer	395,803	0.92
			1-Feb-19	-43000	Transfer	352,803	0.82
			8-Feb-19	-7792	Transfer	345,011	0.80
			22-Feb-19	-23000	Transfer	322,011	0.74
			22-Mar-19	-13000	Transfer	309,011	0.71
		309,011	30-Mar-19	0	Transfer	309,011	0.71
3	UNI RECYCLERS PRIVATE LIMITED	265,395	31-Mar-18	0	Transfer	265,395	0.61
			265,395	30-Mar-19	0	Transfer	265,395
4	UNITED INDIA INSURANCE COMPANY LIMITED	253,744	31-Mar-18	0	Transfer	253,744	0.59
			253,744	31-Mar-19	0	Transfer	253,744



5	EDELWEISS CUSTODIAL SERVICES LIMITED	199,737	31-Mar-18	0	Transfer	199,737	0.46
			06-Apr-18	-15562	Transfer	184,175	0.43
			13-Apr-18	2893	Transfer	187,066	0.43
			20-Apr-18	-5975	Transfer	181,093	0.42
			27-Apr-18	-8918	Transfer	172,175	0.40
			4-May-18	1895	Transfer	174,070	0.40
			11-May-18	-705	Transfer	173,365	0.40
			18-May-18	2781	Transfer	176,146	0.41
			25-May-18	-28016	Transfer	148,130	0.34
			1-Jun-18	-14035	Transfer	134,095	0.31
			8-Jun-18	-1043	Transfer	133,052	0.31
			15-Jun-18	-645	Transfer	132,407	0.31
			22-Jun-18	802	Transfer	133,209	0.31
			29-Jun-18	3650	Transfer	136,859	0.32
			30-Jun-18	-1120	Transfer	135,739	0.31
			6-Jul-18	-224	Transfer	135,515	0.31
			13-Jul-18	2200	Transfer	137,715	0.32
			20-Jul-18	1273	Transfer	138,988	0.32
			27-Jul-18	714	Transfer	139,702	0.32
			3-Aug-18	770	Transfer	140,472	0.32
			10-Aug-18	2550	Transfer	143,022	0.33
			17-Aug-18	9900	Transfer	152,922	0.35
			24-Aug-18	-15720	Transfer	137,202	0.32
			31-Aug-18	1047	Transfer	138,249	0.32
			7-Sep-18	8752	Transfer	147,001	0.34
			14-Sep-18	-94	Transfer	146,907	0.34
			21-Sep-18	5876	Transfer	152,783	0.35
			22-Sep-18	-100	Transfer	152,683	0.35
			28-Sep-18	2242	Transfer	154,925	0.36
			29-Sep-18	-1000	Transfer	153,925	0.36
			5-Oct-18	-18982	Transfer	134,943	0.31
			12-Oct-18	-2065	Transfer	132,878	0.31
			19-Oct-18	4225	Transfer	137,103	0.32
			26-Oct-18	752	Transfer	137,855	0.32



			2-Nov-18	-70	Transfer	137,785	0.32
			9-Nov-18	-5600	Transfer	132,185	0.31
			16-Nov-18	-100	Transfer	132,075	0.31
			23-Nov-18	-13566	Transfer	118,509	0.27
			30-Nov-18	-24084	Transfer	94,425	0.22
			7-Dec-18	-191	Transfer	94,234	0.22
			14-Dec-18	119150	Transfer	213,384	0.49
			21-Dec-18	3069	Transfer	216,453	0.50
			28-Dec-18	150	Transfer	216,603	0.50
			31-Dec-18	22923	Transfer	239,526	0.55
			4-Jan-19	-2015	Transfer	237,511	0.55
			11-Jan-19	-2051	Transfer	235,460	0.54
			18-Jan-19	60160	Transfer	295,620	0.68
			25-Jan-19	-64546	Transfer	231,074	0.53
			1-Feb-19	-3265	Transfer	227,809	0.53
			8-Feb-19	-14288	Transfer	213,521	0.49
			15-Feb-19	-1700	Transfer	211,821	0.49
			22-Feb-19	-211	Transfer	211,610	0.49
			1-Mar-19	200	Transfer	211,810	0.49
			8-Mar-19	1560	Transfer	213,370	0.49
			15-Mar-19	-505	Transfer	212,865	0.49
			22-Mar-19	10550	Transfer	223,415	0.52
			29-Mar-19	28278	Transfer	251,693	0.58
			30-Mar-19	-2000	Transfer	249,693	0.58
		249,693	31-Mar-19	0	Transfer	249,693	0.58
6	GOPI KISHAN MALANI	230,116	31-Mar-18	0	Transfer	230,116	0.53
			28-Dec-18	-1984	Transfer	228,132	0.53
			1-Feb-19	-500	Transfer	227,632	0.53
			8-Mar-19	-40000	Transfer	187,632	0.43
			15-Mar-19	-10287	Transfer	177,345	0.41
			22-Mar-19	-5000	Transfer	172,345	0.40
			29-Mar-19	-1000	Transfer	171,345	0.40
		171,345	30-Mar-19	0	Transfer	171,345	0.40

[Handwritten Signature]



7	RAJESHKUMAR SHYAMSUNDER GUPTA	86,990	31-Mar-18	0	Transfer	86,990	0.20
			13-Apr-18	15000	Transfer	101,990	0.24
			18-May-18	48237	Transfer	150,227	0.35
			6-Jul-18	10922	Transfer	161,149	0.37
			20-Jul-18	5000	Transfer	166,149	0.38
			7-Dec-18	9277	Transfer	175,426	0.41
			21-Dec-18	1000	Transfer	176,426	0.41
		176,426	30-Mar-19	0	Transfer	176,426	0.41
8	RAMESH DAMANI	169,729	31-Mar-18	0	Transfer	169,729	0.39
		169,729	30-Mar-19	0	Transfer	169,729	0.39
9	PAREKH INNOVATIVE LOGISTICS SOLUTIONS PVT.LTD.	161,150	31-Mar-18	0	Transfer	161,150	0.37
		161,150	30-Mar-19	0	Transfer	161,150	0.37
10	ARUNDHATI SUNIL PAREKH	158,780	31-Mar-18	0	Transfer	158,780	0.37
		158,780	31-Mar-19	0	Transfer	158,780	0.37
11	ANANDITA SUNIL PAREKH	158,610	31-Mar-18	0	Transfer	158,610	0.37
		158,610	30-Mar-19	0	Transfer	158,610	0.37
12	TARINI KUMAR	158,610	31-Mar-18	0	Transfer	158,610	0.37
		158,610	30-Mar-19	0	Transfer	158,610	0.37

(v) Shareholding of Directors and Key Managerial Personnel:

Sr. No.	For Each of the Directors and KMP	Shareholding at the beginning of the year		Cumulative Shareholding during the year	
		No. of shares	% of total shares of the company	No. of shares	% of total shares of the company
	At the beginning of the year				
	1. Mr. Susheel G Somani	871900	2.02%	871900	2.02%
	2. Mr. Surendra Somani	503075	1.16%	503075	1.16%
	3. Mr. Varun Somani	272500	0.63%	272500	0.63%
	4. Mr. Adarsh Somani	181250	0.42%	181250	0.42%
	5. Mr. Basant K Soni	0	0.0%	0	0.0%
	6. Mr. Sunil R Sodhani	0	0.0%	0	0.0%

Date wise Increase / Decrease in Shareholding during the year specifying the reason for increase/ decrease (e.g. allotment / transfer / bonus/ sweat equity etc.):



Note : None of the Directors or KMP other than the above holds Equity Shares in the Company.


(VI) REMUNERATION OF DIRECTORS AND KEY MANAGERIAL PERSONNEL

A. Remuneration to Managing Director, Whole-time Directors and/ or Manager:

Sr. No.	Particulars of Remuneration	Name of MD/ WTD/Manager	Total Amount
		Surendra Somani	
A.	Gross salary		
	1. Salary as per provisions contained in section 17(1) of the Income tax Act, 1961	14844000	14844000
	2. Value of perquisites u/s 17(2) Income tax Act, 1961	289600	289600
	3. Profits in lieu of salary under section 17(3) Income tax Act, 1961		-
2.	Stock Option		-
3.	Sweat Equity		-
4.	Commission - As % of profit - Others, specify		-
5.	Others, please specify		-
	Total(A)	1,51,33,600	1,51,33,600
	Ceiling as per the Act	The Remuneration paid by the Company is with compliance of the conditions of section II of Schedule V of the Companies Act, 2013	

B. Remuneration to other Directors:

Sr. No.	Particulars of Remuneration	Name of the Directors							Total Amount
		Vijay Kumar Bhandari	Susheel G Somani	Dr.A.K Mehta	Dr. Sunita Banerji	Dr. Siddhan Subramanian	Adarsh Somani	Varun Somani	
	1. Independent Directors								
	• Fee for attending i) board meetings	60,000	-	72,000	72,000	60,000	-	-	2,64,000
	ii) committee meetings	25,000	-	35,000	20,000	10,000	-	-	90,000
	• Commission	-	-	-	-	-	-	-	-
	• Others, please specify	-	-	-	-	-	-	-	-
	Total (1)	85,000	-	1,07,000	92,000	70,000			3,54,000
	2. Other Non-Executive Directors								




• Fee for attending i) board meetings	-	48,000	-	-	-	36,000	48,000	1,32,000
ii) committee meetings	-	5,000	-	-	-	-	-	5,000
• Commission	-	-	-	-	-	-	-	-
• Others, please specify Professional fees	-	-	-	-	-	-	-	-
Total (2)	-	53,000	-	-	-	36,000	48,000	-
Total (B)=(1+2)	85,000	53,000	1,07,000	92,000	70,000	36,000	48,000	4,91,000
Total Managerial Remuneration	-	-	-	-	-	-	-	-
Overall Ceiling as per the Act *								

C. REMUNERATION TO KEY MANAGERIAL PERSONNEL OTHER THAN MD/MANAGER/WTD

Sr. No.	Particulars of Remuneration	Mr. Sunil Sodhani (Company Secretary)	Mr. Basant Kumar Soni (Chief Financial Officer)	Total
1.	Gross salary			
	a) Salary as per provisions contained in section 17(1) of the Income tax Act, 1961	14,69,055	24,70,547	39,39,602
	b) Value of perquisites u/s 17(2) Income tax Act, 1961	-	32,400	32,400
	c) Profits in lieu of salary under section 17(3) Income tax Act, 1961	-	-	-
2.	Stock Option	-	-	-
3.	Sweat Equity	-	-	-
4.	Commission	-	-	-
	- As % of profit			
	- Others, specify			
5.	Others, please specify	-	-	-
	Total	14,69,055	25,02,947	39,72,002

VII. PENALTIES/ PUNISHMENT/ COMPOUNDING OF OFFENCES : None

For Koprani Limited



Surendra Somani
Executive Vice Chairman
DIN:00600860